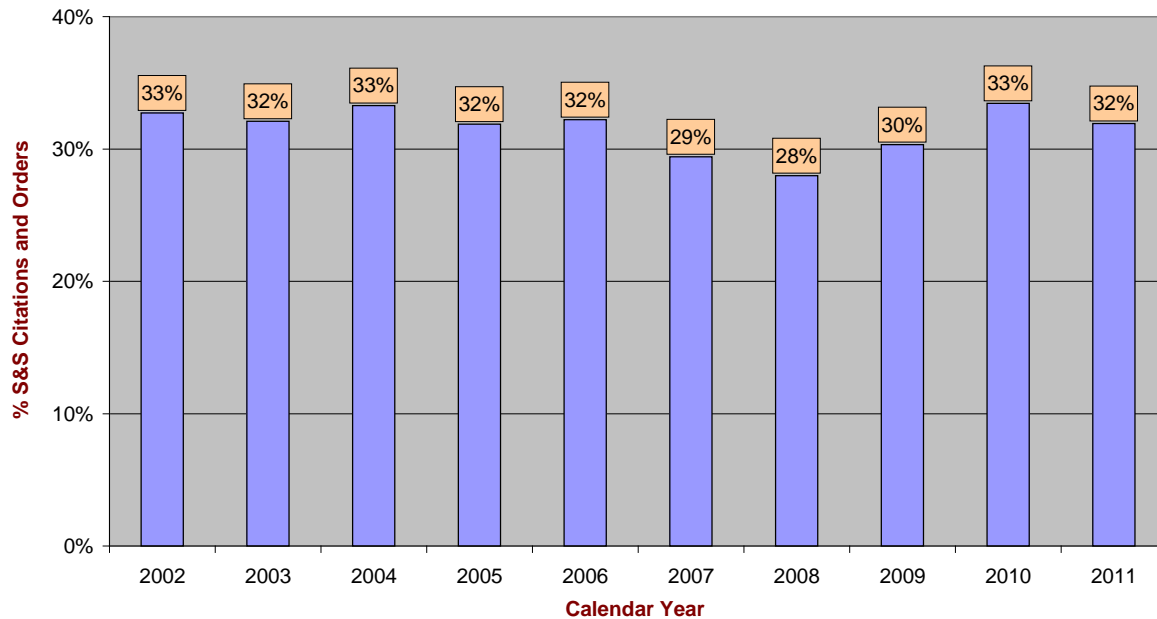


MSHA FACT SHEET: Percentage of "S & S" Citations and Orders Both Coal and Metal/Non Metal Mines CY 2002 - CY 2011

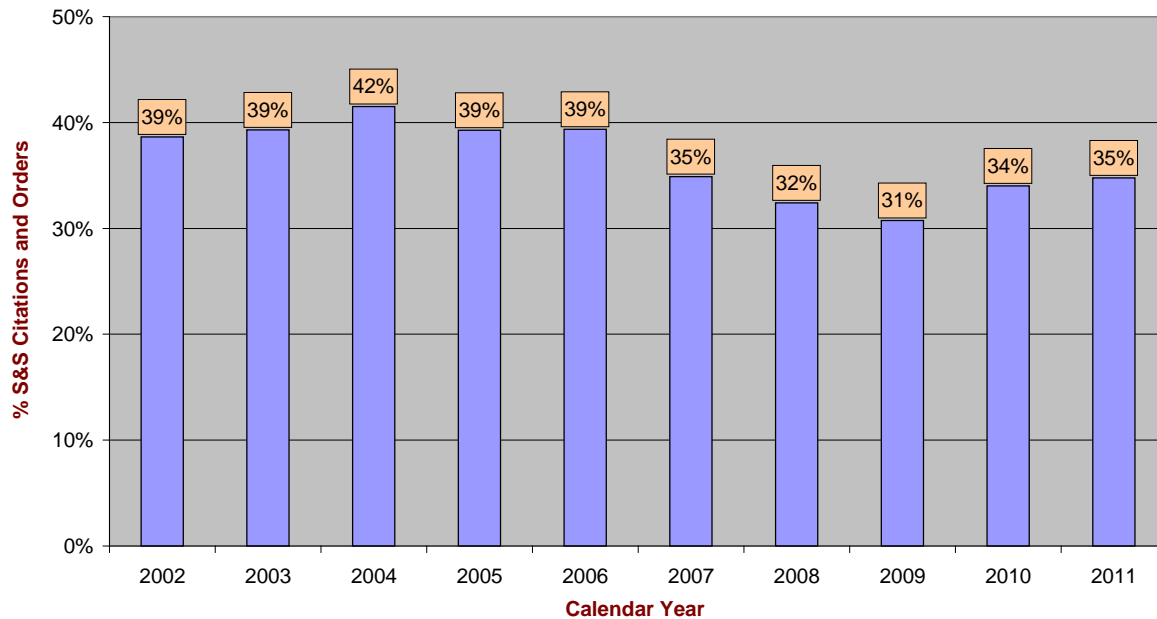
All MSHA - % S&S Citations and Orders CY 2002 - 2011



- The percent of "S&S" citations and orders for both Coal and MNM mines decreased 3 percent from 33 percent in CY 2002 to 32 percent in CY 2011.
- The percent of "S&S" citations and orders for both Coal and MNM mines was 32 percent in both CY 2006 and CY 2011.

MSHA FACT SHEET: Percentage of "S & S" Citations and Orders Coal Mines CY 2002 - CY 2011

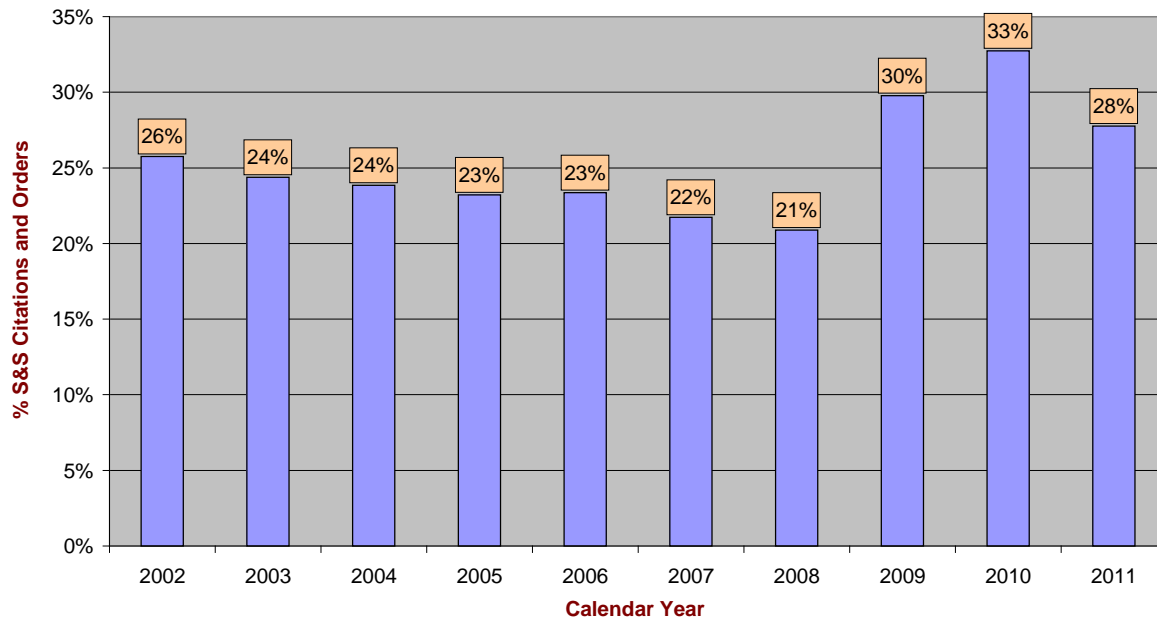
**Coal - % S&S Citations and Orders
CY 2002 - 2011**



- The percent of "S&S" citations and orders for Coal mines decreased 10 percent from 39 percent in CY 2002 to 35 percent in CY 2011.
- The percent of "S&S" citations and orders for Coal mines decreased 10 percent from 39 percent in CY 2006 to 35 percent in CY 2011.

MSHA FACT SHEET: Percentage of "S & S" Citations and Orders Metal/Non Metal Mines CY 2002 - CY 2011

M/NM - % S&S Citations and Orders CY 2002 - 2011



- The percent of "S&S" citations and orders for MNM mines increased 8 percent from 26 percent in CY 2002 to 28 percent in CY 2011.
- The percent of "S&S" citations and orders for MNM mines increased 22 percent from 23 percent in CY 2006 to 28 percent in CY 2011.